

# SX PERFORMANCE EFI & CARBURETED IN-LINE ELECTRIC FUEL PUMP

**For Drag Race, Circle Track  
and Marine Use**



The SX Performance™ In-Line Electric Fuel Pump is designed exclusively for high horsepower carbureted and fuel injected engines. Our high pressure fuel pump design moves a higher volume of fuel at a much greater velocity than our competitors' pumps. Now you can have the volume of fuel you need, where it's needed, when it's needed.

Make no mistake about it, SX Performance™ has created the most reliable fuel pump in the world today that handles high pressure/high volume fuel systems. So no matter what you're running, our pump alone lets you switch between carbureted and fuel injected systems simply by changing the regulator.

**800-541-2345**  
**www.fluidcontrol.net**

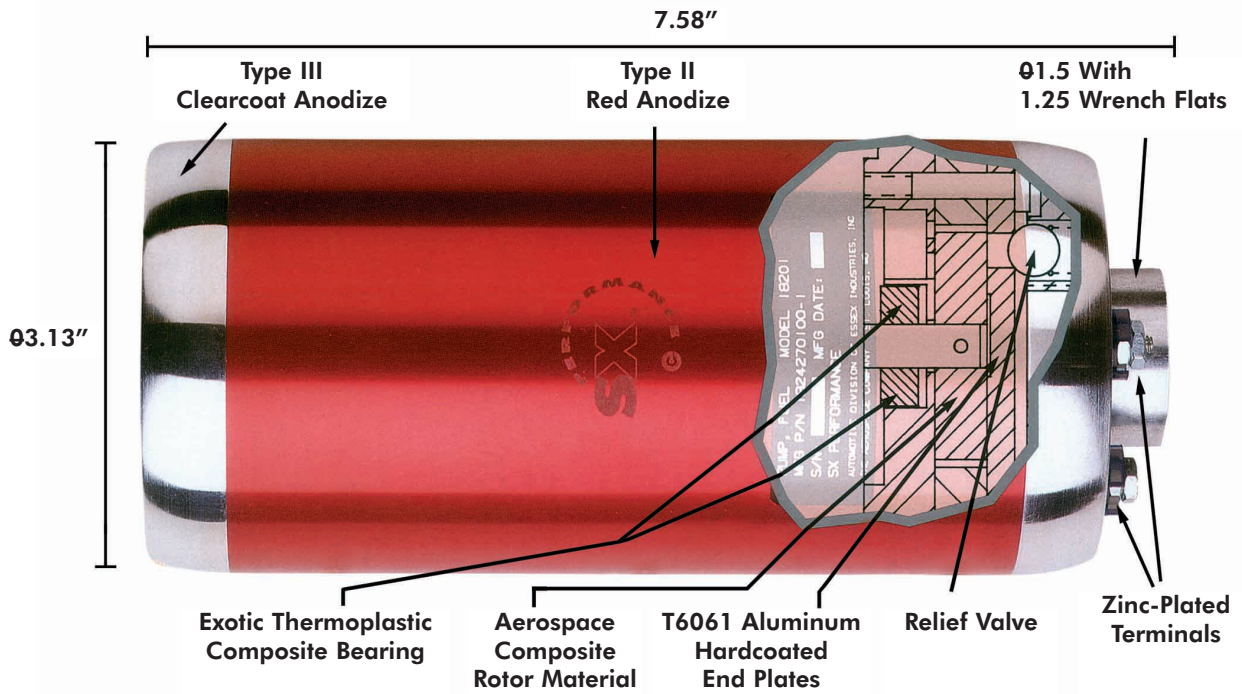
## MODEL 18203 DESIGN FEATURES

The only internal electric motor, alcohol compatible fuel pump available to the High Performance aftermarket industry.

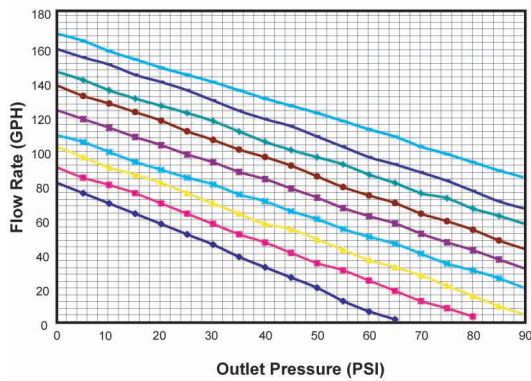
- Calibrated for all carbureted engines up to 1,300 HP and supports fuel injected engines up to 700 HP. Alcohol applications up to 650 HP for carbureted engines and 350 HP for fuel injected engines.
- Ultra high flow rates: Exceeds 80 GPH at 12 Volts and 45 PSI. Exceeds 120 GPH at 12 Volts and 10 PSI.
- Laboratory tested and certified roller vane design developed exclusively by SX Performance™
- Sleek, flow-thru design provides:
  - Rock steady fuel delivery from idle to full throttle
  - Greater fuel flow velocity
  - Quicker response
  - Minimal restrictions
  - Outstanding reliability and consistency
- Enlarged -10 AN ports for superior flow
- Compatible with all 10-16 Volt systems
- Conveniently and directly connects to all SX Performance™ fuel filters
- Machined from 6061-T651 Aircraft Grade Aluminum Alloy for extended component life
- Protective finish is Military Specification MIL-A-8625 Type II Anodize with Type III Hardcoat applied to high wear areas
- Easily mounts in tank or out for hassle-free installation

**FUEL PUMPS**

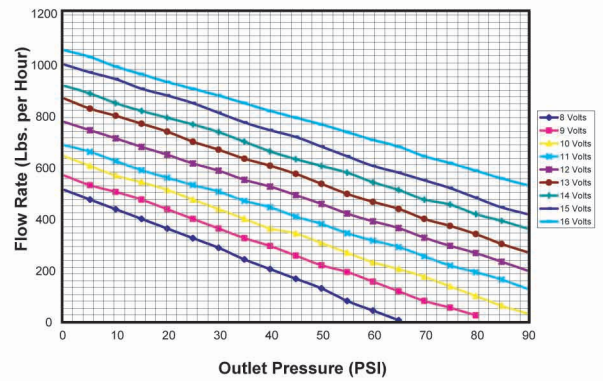
# FUEL PUMPS



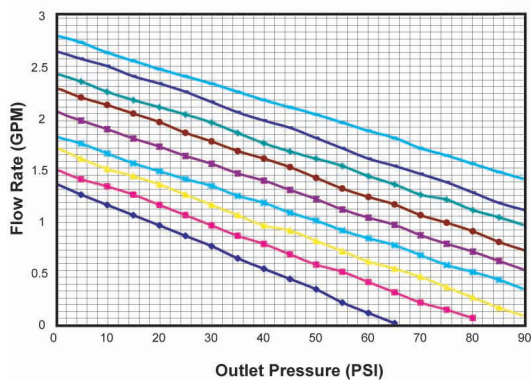
SX Performance 18201 / 18203 Fuel Pump Flow Performance



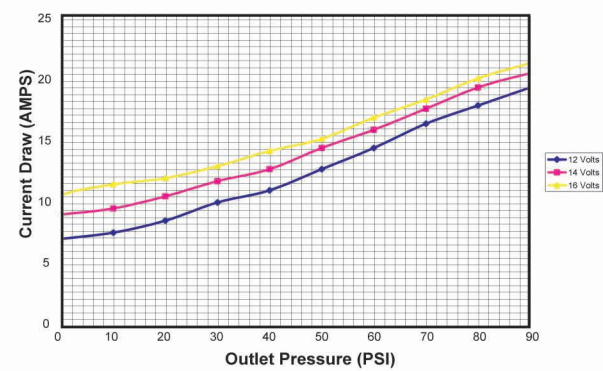
SX Performance 18201 / 18203 Fuel Pump Flow Performance



SX Performance 18201 / 18203 Fuel Pump Flow Performance



SX Performance 18201 / 18203 Fuel Pump Current Draw Performance



For race or marine use only. Not applicable or intended for street use. Not legal for sale or use in California on emission controlled motor vehicles.